


Air & Drain Cocks

41 Series

Air Cocks (for air use only)

An economical way to shut off air lines. Nut bottom available for pressures to 200 psig with 1/8" port. Many handle configurations. Spring bottom with 5/32" port standard.


- Spring bottom cocks tested at 80 psig air
- Available in satin or polished brass or satin chrome
- Maximum temperature is 500°F



tee handle
round shoulder



tee handle
hexagon shoulder



lever handle
round shoulder



lever handle
hexagon shoulder

Type	Satin Brass
Standard	-01
Nut Bottom	-04

Model Number	Size (In.)	Wt./100 (Lbs.)
TEE HANDLE ROUND SHOULDER		
41-060	1/8	12.8
41-070	1/4	13.0
TEE HANDLE HEXAGON SHOULDER		
41-080	3/8	17.0
41-090	1/2	20.0
LEVER HANDLE ROUND SHOULDER		
41-120	1/8	13.1
41-130	1/4	14.2
LEVER HANDLE HEXAGON SHOULDER		
41-140	3/8	17.0
41-150	1/2	22.9

Air & Drain Cocks

41 Series

Air Cocks (for air use only)


An economical way to shut off air lines. Nut bottom available for pressures to 200 psig with 1/8" port. Many handle configurations. Spring bottom with 5/32" port standard.

- Spring bottom cocks tested at 80 psig air
- Available in satin or polished brass or satin chrome
- Maximum temperature is 500°F

Type	Satin Brass
Standard	-01
Nut Bottom	-04




tee handle double male thread



lever handle double male thread



tee handle bibb nose




lever handle bibb nose



tee handle double female



tee handle male & female



lever handle double female



lever handle male & female



tee handle male & female hex shoulder

Model Number	Size (In.)	Wt./100 (Lbs.)
TEE HANDLE DOUBLE MALE THREAD		
41-180	1/8	14.0
41-190	1/4	17.9
41-203	3/8	20.0
41-210	1/2	33.1
LEVER HANDLE DOUBLE MALE THREAD		
41-220	1/8	14.0
41-230	1/4	18.5
41-240	3/8	19.1
41-251	1/2	31.3
TEE HANDLE BIBB NOSE		
41-260	1/8	14.5
41-270	1/4	16.3
41-280	3/8	33.3
41-330	1/2	36.0
LEVER HANDLE BIBB NOSE		
41-290	1/8	16.5
41-300	1/4	15.0
41-310	3/8	32.1
41-320	1/2	36.0
TEE HANDLE DOUBLE FEMALE		
41-370	1/8	13.0
41-380	1/4	14.0
41-390	3/8	26.0
41-391	1/2	27.0
TEE HANDLE MALE & FEMALE		
41-400	1/8	13.0
41-410	1/4	14.0
41-420	3/8	21.0
41-421	1/2	26.0
LEVER HANDLE DOUBLE FEMALE		
41-430	1/8	14.8
41-440	1/4	13.0
41-450	3/8	23.0
41-451	1/2	27.0
LEVER HANDLE MALE & FEMALE		
41-460	1/8	15.2
41-470	1/4	15.0
41-480	3/8	23.0
41-481	1/2	27.0
TEE HANDLE MALE & FEMALE HEX SHOULDER		
41-490	1/8	17.0
41-500	1/4	15.0
41-510	3/8	23.0
41-511	1/2	25.0


Air & Drain Cocks

41 Series

Air Cocks (for air use only)

An economical way to shut off air lines. Nut bottom available for pressures to 200 psig with 1/8" port. Many handle configurations. Spring bottom with 5/32" port standard.

- Spring bottom cocks tested at 80 psig air
- Available in satin or polished brass or satin chrome
- Maximum temperature is 500°F




lever handle male & female hex shoulder



tee handle double female hex shoulder

Type	Satin Brass
Standard	-01
Nut Bottom	-04



lever handle double female hex shoulder



tee handle straight nose hex shoulder



lever handle straight nose hex shoulder

Model Number	Size (In.)	Wt./100 (Lbs.)
LEVER HANDLE MALE & FEMALE HEX SHOULDER		
41-520	1/8	14.0
41-530	1/4	15.0
41-540	3/8	22.1
41-541	1/2	27.0
TEE HANDLE DOUBLE FEMALE HEX SHOULDER		
41-550	1/8	17.0
41-560	1/4	17.0
41-570	3/8	25.0
41-571	1/2	28.3
LEVER HANDLE DOUBLE FEMALE HEX SHOULDER		
41-580	1/8	15.0
41-590	1/4	18.2
41-600	3/8	24.0
41-601	1/2	28.8
TEE HANDLE STRAIGHT NOSE HEX SHOULDER		
41-630	1/8	15.7
41-640	1/4	15.0
LEVER HANDLE STRAIGHT NOSE HEX SHOULDER		
41-650	1/8	14.0
41-660	1/4	15.0

41 Heavy & Extra Heavy

Pattern Air Cocks

Heavy and extra heavy patterns for stronger applications.

- Rated for air pressure up to 250 psig with nut version
- Extra heavy pattern rated for 150 WSP - nut bottom only




Type	Satin Brass
Standard	-01
Nut Bottom	-04

Model Number	Size (In.)	Wt./100 (Lbs.)
HEAVY PATTERN		
TEE HANDLE DOUBLE FEMALE		
41-102	1/4	28.00
LEVER HANDLE DOUBLE FEMALE		
41-103	1/4	27.00
EXTRA HEAVY PATTERN		
TEE HANDLE DOUBLE FEMALE		
41-200	1/8	32.00
41-202	1/4	32.00
TEE HANDLE DOUBLE FEMALE HEXAGON SHOULDER		
41-222	1/4	38.00
TEE HANDLE MALE AND FEMALE		
41-250	1/4	20.00

Air & Drain Cocks

42-100 Series



Drain Cocks

Rough brass construction; rated for 25 psig.

- Sizes: 1/8", 1/4", 3/8" and 1/2"

Type	Satin Brass
Standard	-01
Nut Bottom	-04

Model Number	Size (In.)	Orifice (In.)	Wt./100 (Lbs.)
42-101	1/8	3/16	20.4
42-102	1/4	1/4	15.0
42-103	3/8	3/8	35.0
42-104	1/2	3/8	38.0

* see above suffix key

43-100 Series



Steam Gauge Cocks

Female fitting with male union for easy installation.

- Rated 100 WSP for standard bottom, 150 WSP for nut version
- Available in polished brass or satin brass finish

Model Number	Size (In.)	Wt./100 (Lbs.)
43-101	1/4	45

Designate (-05) suffix for polished brass; (-01) suffix for satin brass.

44-100 Series



Hose End Cocks

Interior diameter hose sizes: 3/8" to 7/16"

- 3/16" port; rated 25 psig
- Available in polished brass or satin brass finish

Model Number	Size (In.)	Wt./100 (Lbs.)
44-101	1/8	19
44-102	1/4	22
44-103	3/8	23
44-104	1/2	25

Designate (-05) suffix for polished brass; (-01) suffix for satin brass.